

Texas A & M University-Commerce

Commerce, TX • 903-886-5236

www.tamu-commerce.edu

Located in the heart of Northeast Texas, A&M-Commerce offers a small-town atmosphere ideal for living, learning, teaching, and research, and is just a short drive from the Dallas-Fort Worth Metroplex. As the second-largest member in the prestigious Texas A&M University System, A&M-Commerce is home to nearly 9,000 students, three academic colleges and more than 100 degree programs.

Here, students can gain access to one of the top teacher preparation programs in Texas; achieve a competitive edge in the business program; or prepare for a career in criminal justice-all at a time and location best suited to your needs through our face-to-face, online and hybrid programs throughout the Metroplex.

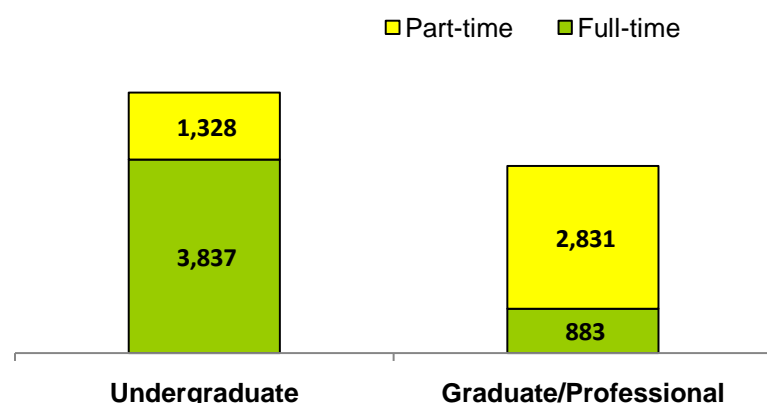
Student Characteristics (Fall 2007)

[More](#)

TOTAL NUMBER OF STUDENTS

8,879

Student Level and Enrollment Status



Undergraduate Success and Progress Rate

Data used to build graph and table are not yet available

UNDERGRADUATE PROFILE

Total **5,165**

Gender

Women	3,187	62%
Men	1,978	38%

Race/Ethnicity

African American / Black	954	18%
American Indian / Alaskan Native	56	1%
Asian / Pacific Islander	91	2%
Hispanic	492	10%
International	47	1%
White	3,523	68%
Race/Ethnicity Unknown	2	0%


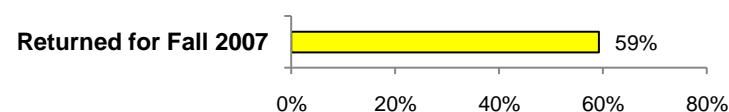
Geographic Distribution (Degree-Seeking)

Texas	98%
Other US States & Territories	1%
Other Countries	1%

Age (Degree-Seeking)

Average Age	25
Percent of Undergraduates Age 25 or Older	33%

Retention of Fall 2006 First-Time, Full-time Students

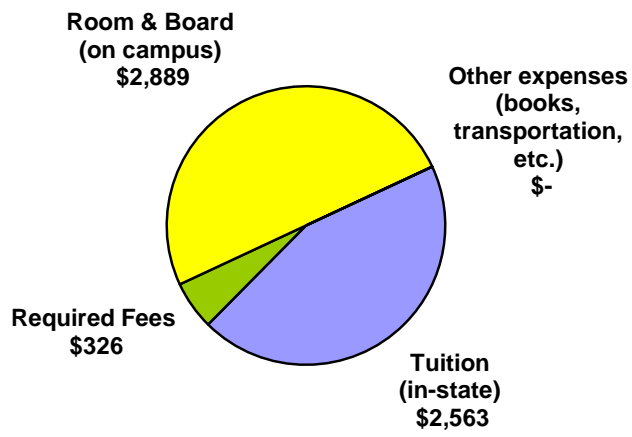


One of the strengths of U.S. higher education is the broad range of diverse institutions, each with its own distinctive mission. We encourage you to check out college web sites and visit campuses to get a more complete picture of the opportunities available to you!

Costs of Attendance and Financial Aid

[More](#)

Typical Undergraduate Costs per Year Without Financial Aid for Full-Time, In-State Students (Fall 2007-08)



Total: \$5,778

[CLICK HERE](#) for typical out-of-state costs and any discipline-specific tuition

The cost to attend varies based on the individual circumstances of students and may be reduced through grants and scholarships.

[CLICK HERE](#)
To get a cost estimate for students like you!

Financial Aid Awarded to Undergraduates (Fall 2006)

Overall Financial Aid

• 76% of Fall 2006 full-time undergraduates received financial aid of some type including need-based loans, work study, and non need-based scholarships.

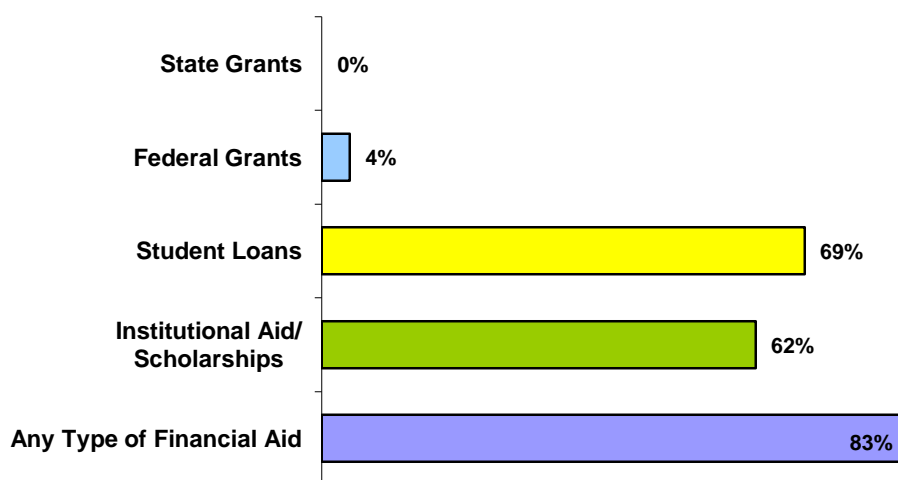
Annual Need-Based Scholarships & Grants

• 62% of Fall 2006 full-time undergraduates received need-based grants or scholarships; the average award for the year was \$4,522.

Annual Need-Based Loans

• 54% of Fall 2006 full-time undergraduates received need-based work-study and/or loans (not including parent loans); the average loan for the year was \$3,752.

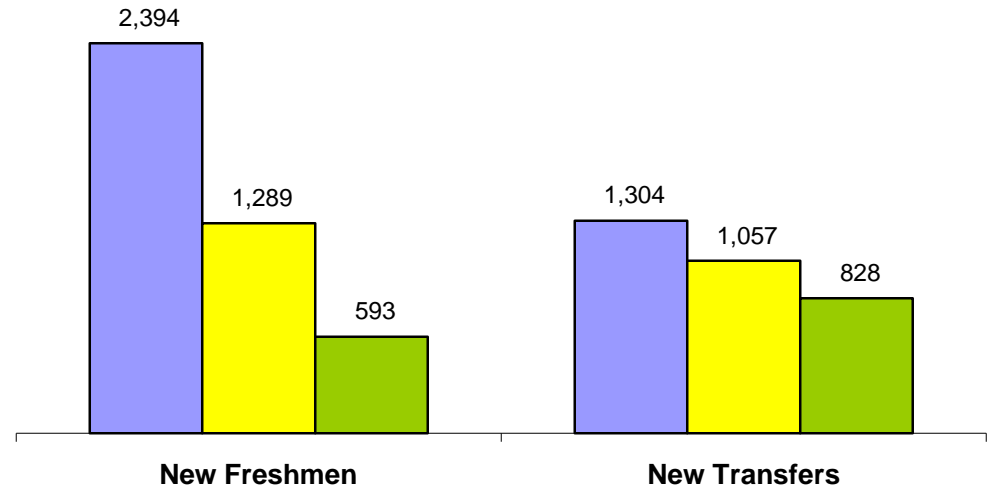
Percent of Fall 2007 First-Time Students Receiving Each Type of Financial Aid



NOTE: Student may receive aid from more than one source.

Undergraduate Admissions

Applied Admitted Enrolled



Academic Preparation of New Freshman

Test(s) Required for Admission: SAT or ACT

Middle 50% of Test Score Range

	ACT	SAT
Composite	99-114	
Math	95-107	113-116
English	-	
Critical Reading		110-108

50% of admitted students have test scores within the ranges listed, 25% have scores above, and 25% have scores below.

Percent in top 25% of High School Graduating Class	40%
Percent in top 50% of High School Graduating Class	71%
Average High School GPA (4-point scale)	-

Degrees and Areas of Study

[More](#)

Degrees Awarded at TAMU-C in 2007

Bachelor's	1,264
Master's	913
Doctoral	46
Total	2,223

Areas of Study with the Largest Number of Undergraduate Degrees Awarded in 2007

Education	21%
Business?Marketing	20%
Interdisciplinary Studies	19%
Parks and Recreation	4%
Visual and Performing Arts	4%
All other degree areas	32%
Total	100%

[CLICK HERE](#) for a list of undergraduate and graduate programs

The Lions Community

At Texas A&M University-Commerce, we are in the business of transforming lives through education. Whether you are a first-generation college freshmen or a non-traditional online student, we are dedicated to providing you with an affordable and convenient education that is relevant to your career goals. As the second-largest member in the Texas A&M University System, A&M-Commerce is home to nearly 9,000 students, three academic colleges and more than 100 degree programs. Here, our small-town atmosphere and small class sizes mean you'll gain hands-on training and mentoring from world-class professors from day one. On campus, our state-of-the-art facilities provide ample opportunities for you to network, relax and gain real world experience in your field, while our online, hybrid and branch campuses allow you to complete your degree at a time and place most convenient to you. Whatever your goals, A&M-Commerce will get you there.



Study at TAMU-C

Classroom Environment

Students per Faculty	19.86 to 1
Undergraduate classes with fewer than 30 students	73%
Undergraduate classes with fewer than 50 students	96%

Full-Time Instructional Faculty

Total Faculty	250
% Women	53%
% from Minority Groups	12%
% with Highest Degree in Field	55%

Carnegie Classification of Institutional Characteristics

Basic Type

Doctoral/Research Universities

Size and Setting

Medium four-year, primarily residential

Enrollment Profile

Majority undergraduate

Undergraduate Profile

Medium full-time four-year, selective, higher transfer-in

Undergraduate Instructional Program

Balanced arts & sciences/professions, some graduate coexistence

Graduate Instructional Program

Doctoral, professional dominant

NOTE: Institutional classifications based on the Carnegie 2005 edition.

[CLICK HERE](#) for more information on Carnegie Classifications.

Student Housing

[More](#)

54% of new freshmen live on campus

27% of all undergraduates live on campus

Campus Safety

[More](#)

The University Police Department maintains a close working relationship with all local law enforcement agencies in order to be aware of all potential threats to A&M-Commerce or its students, faculty, and staff. The department also monitors other law enforcement agencies in order to better detect criminal activities that occur at off-campus locations owned by officially recognized organizations of the university.

[CLICK HERE](#) for Campus Crime Statistics report.

Future Plans of Bachelor's Degree Recipients

Data used to build graph are not yet available

Student Experiences and Perceptions

Students who are actively involved in their own learning and development are more likely to be successful in college. Colleges and universities offer students a wide variety of opportunities both inside and outside the classroom to become engaged with new ideas, people, and experiences. Institutions measure the effectiveness of these opportunities in a variety of ways to better understand what types of activities and programs students find the most helpful.

[CLICK HERE](#) for examples of how TAMU-C evaluates the experiences of its students.

In addition, institutions participating in the VSA program measure student involvement on campus using one of four national surveys. Results from the one survey are reported for a common set of questions selected as part of VSA. Following are the selected results from the <http://www.tamu-commerce.edu/ie/research/research.htm> National Survey of Student Engagement (NSSE). The questions have been grouped together in categories that are known to contribute to student learning and development. The results reported below are based on the responses of seniors who participated in the survey.

[CLICK HERE](#) for information on the NSSE survey.

Group Learning Experiences

- 95% percent of seniors worked with classmates on assignments outside of class.
- 64% of seniors tutored or taught other students
- 29% of seniors spent at least 6 hours per week participating in co-curricular activities such as student organizations and intramural sports

Active Learning Experiences

- 79% of seniors spent at least 6 hours per week preparing for class
- 19% of seniors worked on a research project with a faculty member
- 49% of seniors participated in an internship, practicum, or field experience
- 66% of seniors participated in community service or volunteer work
- 10% of seniors participated in study abroad
- 94% of seniors made at least one class presentation last year

Institutional Commitment to Student Learning and Success

- 96% of seniors believe this institution provides support for student success
- 74% of seniors rated the quality of academic advising at this institution as good or excellent
- 67% of seniors reported that this institution provided help in coping with work, family and other non-academic responsibilities
- 85% of seniors reported working harder than they thought they could to meet an instructor's standards or expectations

Student Satisfaction

- 86% of seniors would attend this institution if they started over again
- 89% of seniors rated their entire educational experience as good or excellent
- 46% of seniors reported that other students were friendly or supportive

Student Interaction with Campus Faculty and Staff

- 61% of seniors believed that the campus staff were helpful, considerate, or flexible
- 80% of seniors believed that faculty are available, helpful, or sympathetic
- 96% of seniors reported that faculty members provided prompt feedback on their academic performance
- 71% of seniors discussed readings or ideas with faculty members outside of class

Experiences with Diverse Groups of People and Ideas

- 61% of seniors reported that they often tried to understand someone else's point of view
- 96% of seniors reported their experience at this institution contributed to their understanding people of other racial and ethnic backgrounds
- 87% of seniors often had serious conversations with students of a different race or ethnicity

Student Learning Outcomes

All colleges and universities use multiple approaches to measure student learning. Many of these are specific to particular disciplines, many are coordinated with accrediting agencies, and many are based on outcomes after students have graduated. In addition, those institutions participating in the VSA measure increases in critical thinking, analytic reasoning, and written communication using one of three tests.

Student Learning Assessment at TAMU-C

0

[CLICK HERE](#) for examples of student learning assessment and outcomes at TAMU-C

Pilot Project to Measure Core Learning Outcomes

Results from the pilot project using one of the three learning outcomes tests are not yet available.